
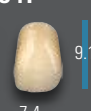
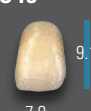



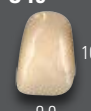
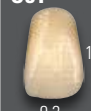



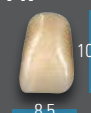






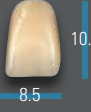



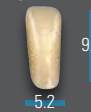




> OVERVIEW OF SHAPES

Upper Anteriors								
 <p>ovoid</p> <p>triangular</p> <p>rectangular</p> <p>square</p>	<b>O41</b>  9.1 7.4	<b>O43</b>  9.1 7.9	<b>O45</b>  9.7 8.4	<b>O47</b>  10.3 8.6	<b>O47L*</b>  10.3 8.6	<b>O49</b>  10.9 9.0	<b>O51</b>  12.3 9.3	
	<b>T42</b>  9.5 7.7	<b>T44</b>  9.9 8.1	<b>T46</b>  10.4 8.2	<b>T47</b>  10.9 8.5	<b>T48</b>  11.3 8.8	<b>T50</b>  11.6 9.2	<b>T54</b>  12.7 9.8	
	<b>R45</b>  9.9 8.2	<b>R47</b>  11.2 8.6	<b>R49</b>  11.7 8.9					
	<b>S46</b>  10.3 8.5							
Lower Anteriors								
	<b>L33</b>  8.6 5.0	<b>L35</b>  9.0 5.2	<b>L37</b>  9.4 5.2	<b>L37L*</b>  9.4 5.2	<b>L39</b>  9.8 5.9	<b>L41</b>  10.2 6.2		

\*) O47L and L37L = tooth mould with longer tooth neck